


## Features

- 8 pin SIP package
- Wide 2 : 1 Input Voltage Range (4.5~9V,9~18V,18~36V,36~75V)
- Input / Output Isolation Voltage: **3kVDC**
- Output Short Circuit Protection: Continuous & Auto Recovery
- Remote On/Off Control
- Lead Free Design, RoHS Compliant
- Operating temperature: -40°C to +85°C
- Meer Safety Standard / Approval: IEC / EN60950-1



## Applications

- Distributed power system
- Telecommunication application
- Battery powered equipment
- Industrial application
- Process control equipment
- Transportation equipment

### Input Specifications

Input voltage range	12V nominal input	9~18V
Input current	Vin=12V and no Load	30mA(typical)
Input current	Vin=12V and full Load	206mA(typical)
Input current	Vin=12V and output shorted	35mA(typical)

Remote On/Off control	Converter: ON	$V_e \leq 0.4V$ or No Connection
	Converter: OFF	$V_e \geq 2.0V$

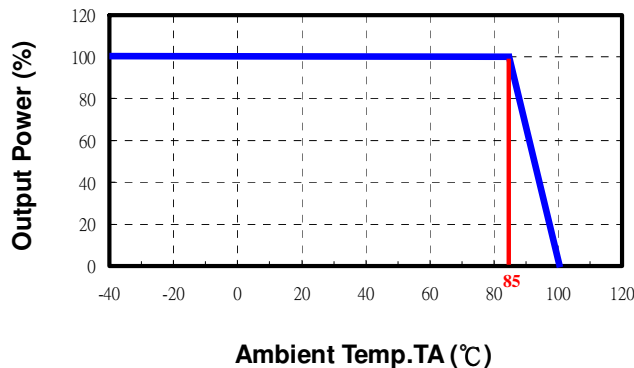
### Output Specifications

Output voltage		12V
Output voltage accuracy	Vout=11.76~12.24V	±2%
Maximum Load		167mA
Minimum Load		0mA
Maximum capacitive load		680uF
Efficiency	Vin=12V and full load	85%(typical)
Ripple / Noise	20MHz bandwidth.	±60mVp-p (maximum)
Temperature coefficient		±0.02%/°C (maximum)
Output short circuit protection	Automatic recovery	Continuous
Line regulation	LL to HL at full load	±0.5%(maximum)
Load regulation	25% load to full load	±1%(maximum)



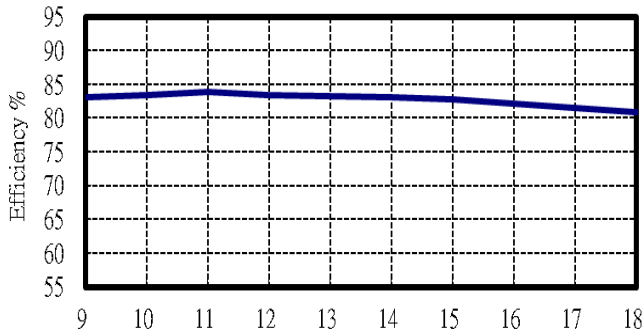
Dynamic Characteristics		
Transient response over shoot	di/dt=0.8A/μs	≤ ±3% of Vo
Transient response settling time	50% load step change	18msec (typical)
Start-up time	Nominal Vin and full load	3.5msec(typical)
Switching frequency		200kHz (typical).
General Specifications		
Reliability, calculated MTBF		9.93×10 <sup>5</sup> Hrs
Operating ambient temperature	See Power Derating Curve	-40°C ~+85°C
Maximum case surface temperature		95°C
Storage temperature range		-55°C ~+105 °C
Relative humidity		95% RH(maximum)
Isolation voltage	Input to output	3000VDC (1 second)
Isolation capacitance	Input to output	50pF max
Isolation resistance	Input to output (500VDC)	10 <sup>9</sup> Ohms min.
Cooling	Free air convection	
Physical Specifications		
Case material		Plastic (UL94 V-0)
Potting material		Epoxy (UL94 V-0)
Dimensions		0.862 × 0.441 × 0.362Inch (21.90 × 11.2 × 9.2mm)
Weight		4.5g (0.1569oz) typ.
Soldering temperature	Lead-free wave soldering	260°C/10Sec(maximum)
Absolute Maximum Ratings		
Input surge voltage	100msec.	25VDC
Performance Curves		

**Power Derating Curve**



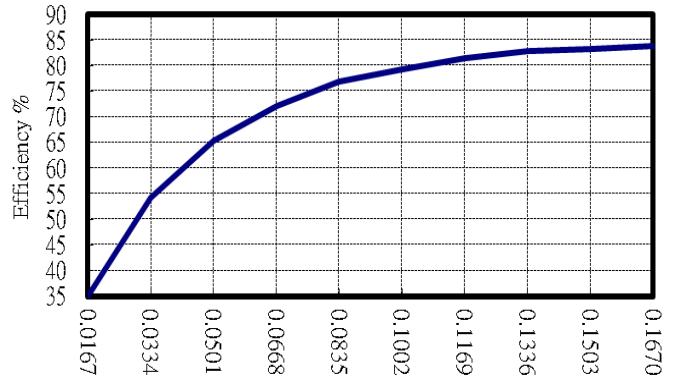


**Input voltage vs. Efficiency**



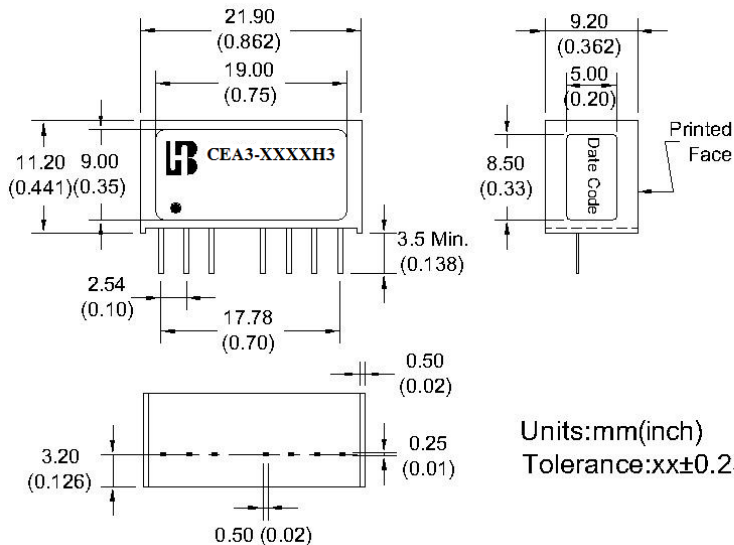
Input voltage (V)

**Output Current vs. Efficiency**



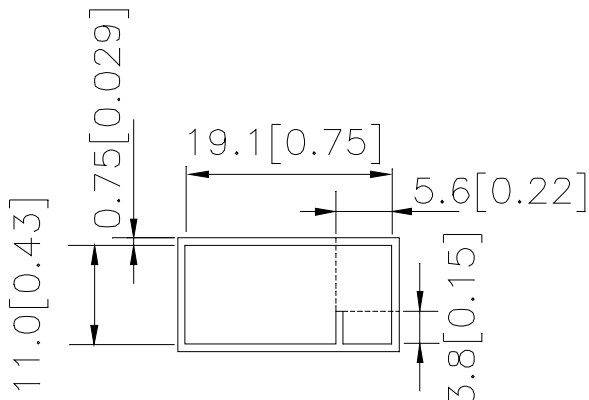
Output Current (A)

**Mechanical Dimensions**



Pin Assignment	
Pin	Single
1	-Vin
2	+Vin
3	Ve
4	---
5	NC
6	+Vo
7	-Vo
8	Cext

**Package Information**



PS:  
Unit: mm [inch]  
L= 350 mm[13.78 inch] ; ONE TUBE = 13 PCS