



ADSL LINE TRANSFORMER

P/N: AD-2951 DATA SHEET

Feature



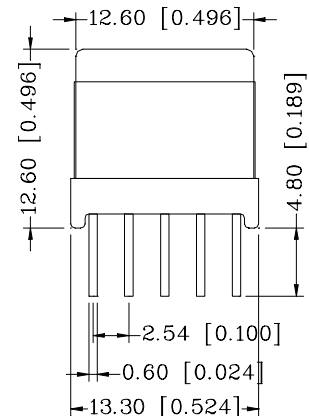
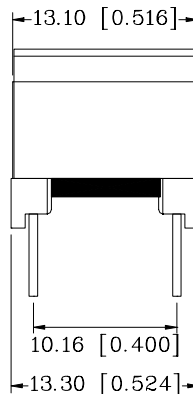
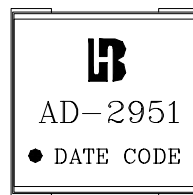
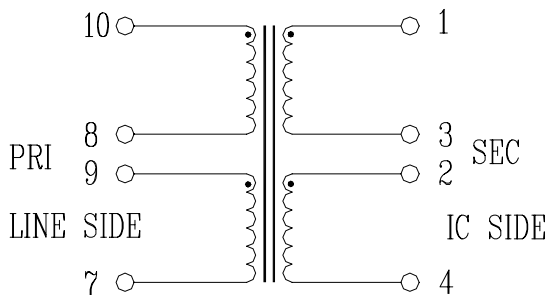
- Recommended by Analog Devices for use with their AD20MSP930 ADSL Chipset.
- Excellent THD performance in a small footprint.
- Designed to meet UL1950 & EN60950 supplementary insulation requirements for working to 250 Vrms.
- Operating Temperature: -10°C to +60°C.
- Storage Temperature: -25°C to +75°C.

Electrical Specifications @ 25°C					
Part Number	Inductance (mH) @±10%,100mAC	Leakage Inductance @1MHz,1.0VAC, Ls (1-4),(2+3,7+8,9+10)short	Turn Ratio(±1%) (10-7):(1-4) (8-9,2+3)	Dielectric 1S, 500uA Max	Inter winging Capacitance (10-1)(1+2+3+4,7+8+9+10)
AD-2951	1.2	10.0µH MAX	2.8:1	1875V _{AC}	40PF Max

Additional Specifications							
Part Number	Distributed Capacitance (pF Max)	THD (Linearity-Typical)	DC Resistance (Ω Max)(±10%)		Insertion Loss (dB Max)	Frequency Response (dB)	Longitudinal Balance (ITU) (dB Min)
		-80 dB @ 20KHz 5.66Vp-p	(10-8)& (9-7)	(1-3)&(2-4)			300KHz
AD-2951	40	-79 dB @ 10KHz 5.66Vp-p	0.6	0.25	-0.5	±0.5	-46

Schematic

Mechanical



Units: mm[Inches] Tolerances: xx.x0±0.25[0.010]
0.xx±0.05[0.002]